


What is Phonics?



How do we teach
phonics at school?

How can you support
your child at home?

What skills do children need to become a reader?



phonics

Remembering the shapes of words

Using pictures as clues

Thinking about what would make sense in the text



Why Phonics?



- ✧ Research shows that when phonics is taught in a structured way – starting with the easiest sounds and progressing through to the most complex – it is the most effective way of teaching young children to read.
- ✧ Almost all children who receive good teaching of phonics will learn the skills they need to tackle new words.

Jargon Buster

- **Grapheme** – a letter or group of letters representing one sound.
- **Phoneme** – the smallest single identifiable sound.
- **Digraph** – two letters making one sound eg. ‘th’, ‘ch’.
- **Trigraph** – three letters making one sound eg. ‘igh’.
- **Blending** – the process of ‘pushing’ individual sounds together to make a word.
- **Segmenting** – the opposite of blending! Breaking a word down in to its sound components.

What is phonics?

Phonics is a way of teaching children to read quickly and skilfully. They are taught how to:

- ✓ recognise the sounds that each individual letter makes; see a grapheme and say the corresponding phoneme.
- ✓ identify the sounds that different combinations of letters make - such as 'sh' or 'oo'.
- ✓ The skills of BLENDED and SEGMENTING are key.



Saying Phonemes Correctly

This is essential!


- mmmm, not 'mu'... This ensures the sound is as 'synthetic' as possible, making blending much easier.
- The shape you mouth makes is important when teaching the children a new sound. Especially when differentiating between sounds f and th.

<https://www.youtube.com/watch?v=-ksblMiliA8>

https://www.youtube.com/watch?v=BqhXUW_v-1s


Blending

- Putting individual sounds together to form a word.
- Blend these sounds together from left to right to make a word.




<https://www.bbc.co.uk/cbeebies/grownups/the-alphablocks-guide-to-phonics>

Segmenting



- Splitting up a word into its individual sounds eg. Cat - /c/a/t/
- Children can then use this knowledge to 'decode' new words that they hear or see. This is the first important step in learning to read.
- We teach children to use their robot arms to segment words orally. Then they can write the corresponding graphemes to spell the word.
- We can add sound buttons to words to identify individual sounds to segment when reading.



Back To School

On the table you will find some words.

Can you use your robot arms to
segment the word?

Try drawing on the sound buttons...

What stage is my child at?

Every child is different and it is not a race!


Phase 1 - We have spent the first half term teaching listening skills and thinking about instrumental sounds, rhyme, rhythm, alliteration etc. These skills are important for development at the next level.

Phase 2 – We are just completing this phase now. Phase 2 focuses on learning most of the alphabet sounds as well as blending and segmenting skills. During this stage we hope children begin to read and write simple words.

Phase 3 – During this phase the remaining alphabet sounds are taught. Combinations of letters that make a single sound are also taught eg 'sh' 'ar' (digraphs) and 'air' 'igh' (trigraphs).

Phase 4 – During this phase the focus is on the application of phonic skills learned so far. Children will learn about adjacent consonants and they will read and write longer words.

The Alphabet, Letter Names and Letter Formation



- Practice singing the alphabet song at home.
- We teach children letter names separately to phonic sounds.
- In phonic sessions we teach children the correct letter formation for the sounds in lower case.

Tricky Words

They just don't sound out!

go

no

the

to



Resources

- Alphablocks (cbeebies website)
- Pocket phonics app
- Teach your monster to read app.
- Oxford owl website – free to join and has a library of resources to support parents including lots of free ebooks that read aloud.
- Mr Thorne does phonics (youtube channel)
- Phonics play website.
- Letters and sounds website.
- **SCHOOL STAFF!** Please come and see a member of our team if you ever have a question, no matter how small.